

GlamStone Acrylics

UPDATED ↻



SCRATCH RESISTANT

GlamStone Acrylics is a transformative material that can be backlit to capture an authentic interpretation of quarried stone. Updated to include a Matte along with a Gloss scratch resistant finish in an expanded array of eight visually engaging choices. Budget sensitive + ecological, this 100% PVC Free surfacing product can be used vertically or horizontally on walls and architectural millwork for an impactful design statement.


Gloss




Dry Back: DSBUS749
Self-Adhesive: DSBUS750



Dry Back: DSBUS753
Self-Adhesive: DSBUS754



Dry Back: DSBUS757
Self-Adhesive: DSBUS758



Dry Back: DSBUS759
Self-Adhesive: DSBUS760




Dry Back: DSBUS937
Self-Adhesive: DSBUS938

Matte



Dry Back: DSBUS989
Self-Adhesive: DSBUS990



Dry Back: DSBUA015
Self-Adhesive: DSBUA016



Dry Back: DSBUA017
Self-Adhesive: DSBUA018



Installation Photo
Featuring GlamStone Acrylics
Gloss - DSBUS749

View collection web page for the complete offering including additional product options, corresponding Spec ID# and updates.

SPECIFICATIONS

Minimums Apply

SIZE: 102.4" x 39.37" (2600mm x 1000mm) nominal standard

BACKING: Dry or Self-Adhesive

FINISH: Gloss or Matte (as noted above)

THICKNESS: Dry-Back: 2.3mm (.091"); Self-Adhesive: 2.43mm (.096")

CONSTRUCTION: **Gloss:** PMMA acrylic adhered to paper; **Matte:** PET adhered to Polystyrene

APPLICATIONS: Walls, Furniture, Display Elements

- Scratch Resistant

- **100% PVC-free**

- Please note that variations in color and texture may occur due to the nature of the material

INSTALLATION METHOD

APPLICATIONS

- GlamStone Acrylics is a scratch resistant decorative finishing material used predominantly for vertical application
- GlamStone Acrylics can be used anywhere you would use plastic laminates, vinyl wall coverings, wallpaper or wood surfacing panels
- Specific applications would be:
 - o Vertical wall treatments
 - o Elevator interiors
 - o Furniture i.e. headboards
 - o Store fixtures
 - o Shelves
 - o Doors
 - o Ceiling tiles
 - o Cabinet faces and doors
 - o Bartops
 - o Counters
- GlamStone Acrylics has good suitability for wetroom environments

INSTALLATION

Material can be installed by a qualified wall covering contractor or carpenter when being applied to Millwork

Acclimatization

- Material should be acclimatized in the space for 24 hours prior to installation
- Ideal working temperature in the space for installation should be between 50°F and 86°F

In a temperature-controlled environment, the GlamStone Acrylics is a dimensionally stable product. However, a temperature fluctuation of 50°F will cause expansion/contraction of approximately 1/32" over a length of 39".

What does this mean?

This means that GlamStone Acrylics should be installed only when the buildings environmental systems are operating. Or they are going into a space where temperature fluctuation is not an issue.

If the temperature fluctuates over that range (50°F) you will see either gapping or buckling at the seams where the material butts. To compensate in installations where this may occur, the vertical surface behind the material can be painted to match the base color of the GlamStone Acrylics and a 2mm gap can be left between panels.

As an example of the type of installation that can be problematic are lobbies with high atriums and sky lights. Cooled air will sink while the upper levels of the atrium can be very hot.

GlamStone Acrylics can be ordered, prepared for installation with:

- Self-adhesive pressure sensitive back, unbacked, or prepared for PVA glue*.

Adhesives:

- Water based contact adhesives are an acceptable means to apply the GlamStone Acrylics to a substrate.
- All adhesives should be tested for compatibility prior to application.

*Sheets that are to be used with PVA adhesives go through an additional manufacturing process and must be processed within 6 months of the manufacturing date. The sheets are delivered with a label on the back that notes that they have been prepared for PVA adhesive and the date of manufacture.

The advantage of using a press with PVA glue will be no expansion and contraction of the material. This will allow the builder to attain a flush edge application of the material. This is especially important if an edge trim is going to be applied.

Typically, you would see this type of application on doors, drawer fronts, cabinetry and furniture as well as store fixtures and displays.

Processing:

Apply adhesive all over to the whole prepared and cleaned surface using a fine trowel with A1 teeth or a medium trowel with A2 teeth, depending on relief of the pattern, and press on firmly. At processing temperatures of 65°F - 86°F, the adhesive should then be left to air dry for approx. 15 minutes. Finger test: After application with the trowel, the minimum drying time is reached when the adhesive no longer sticks to the fingers.

- The bond is resistant to humidity; contact with water should be avoided.
- Clean tools immediately after use with water.
- Protect unused adhesive from frost.
- Use in a well-ventilated area

GlamStone Acrylics can be installed on both porous and non-porous surfaces

Porous surfaces can include:

- Chip board
- MDF
- Gypsum
- Sheetrock
- Masonry

When GlamStone Acrylics is being applied to a porous substrate the substrate should be sealed prior to installation with a water-based contact adhesive.

Non-porous surface includes:

- lacquered surfaces
- plastic laminate
- melamine
- vinyl

MAINTENANCE

In the case of light dirt:

- Use a soft cleaning cloth, which is dust and dirt-free.

In the case of heavy dirt:

- Use a standard plastic or glass cleaning agent.
- Do not spray the cleaner directly onto the material surface, but sparingly onto a soft cloth!
- Do not employ abrasives, cleaning agents containing solvents, or pure alcohol.
- Clean leather surfaces using standard liquid soap and then remove it with a damp cloth.

WARRANTY

Architectural Systems issues a warranty of 2 years from invoice date to this product if the following requirements are fulfilled:

- compliance with the application instructions
- indoor application
- no direct contact with water

Direct sun light can slightly change the color of dark surfaces after some time. Sunlight does not harm the glossy respectively metallic effect at interior applications. Mechanical load such as scratches, pressure marks, etc. are excluded.

Please note that variations in color and texture may occur due to the nature of the material.

TECHNICAL DATA

Please contact sales@archsystems.com.